



HE1000se

Owner's Guide

 HIFIMAN


Hello

Thank you for purchasing the HIFIMAN HE1000se planar magnetic headphone. HIFIMAN is one of the leading designer and manufacturer of high performance audio products. The HE1000se incorporates our latest design concepts, including patented technologies that will provide you with exceptional pleasure for years to come.

This guide is intended to share important information with you about the special design, technologies and care that went into the HE1000se and how you can maximize your enjoyment.







Nanometer Thickness Diaphragm

Assures Remarkable Reproduction

HE1000se uses planar magnetic technology to create sound. Unlike conventional dynamic drivers, HIFIMAN planar headphones utilize a very thin film in proximity to a magnet to create sound that is detailed and lifelike with outstanding clarity. Generally, the thinner the film means lower mass, yielding faster response and lower distortion which in turn are key elements that create natural sound reproduction.

In the HE1000se, the film we use is so thin, it is a diaphragm in nanometer thickness which is a breakthrough core technology developed by HIFIMAN. To give you an idea how thin the film is, if you were to view it from the side, it would be invisible to the naked eye. Working with this advanced material is extremely challenging yet the successful incorporation of this film as the HE1000se's planar driver is the cornerstone of its remarkable sound.

The Stealth Magnets

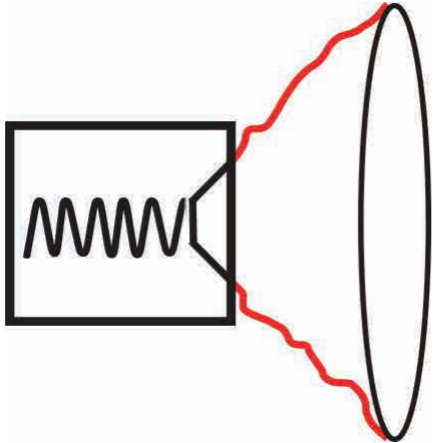
The latest innovation in the world of planar magnetic headphones is the development of a new design of magnet. We have called these "Stealth Magnets" after the core principle of anything stealth, to be as invisible as possible. Thus, the advanced magnet design used on the HE1000se aims to be as acoustically transparent, or invisible as possible. In traditional designs the magnets get in the way of the sound waves, by reflection and diffraction. This creates constructive and destructive interference and as these points shift with frequency changes there is a mass of wave interference taking place.

The use of "Stealth Magnets" on the HE1000se means the sound wave reproduction can take place without the necessary magnets getting in their own way ruining the sonic purity of their output.

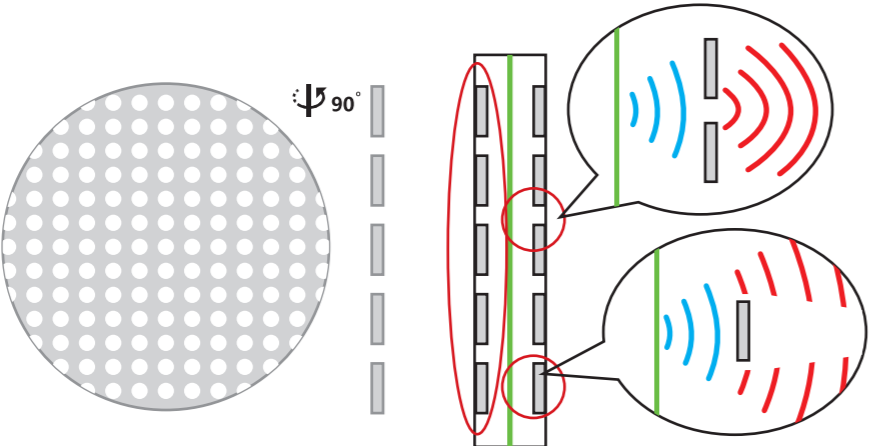


The Technology Under the Grill

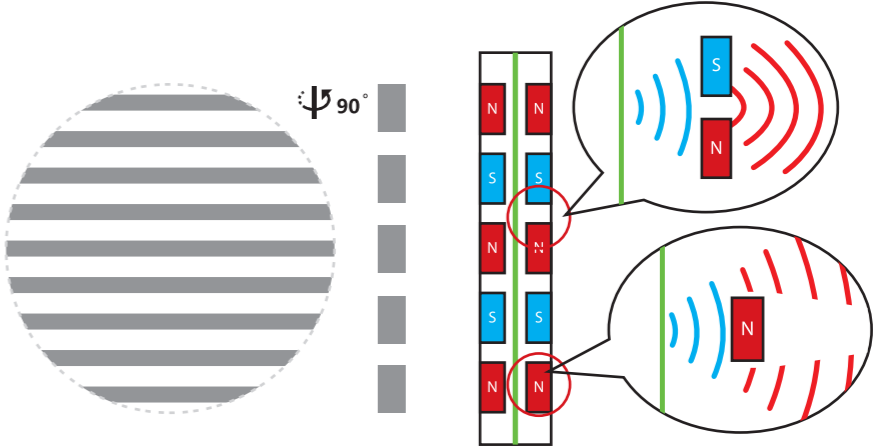
A conventional dynamic driver's frequency response can be altered due to distortions and vibrations across the diaphragm surface.



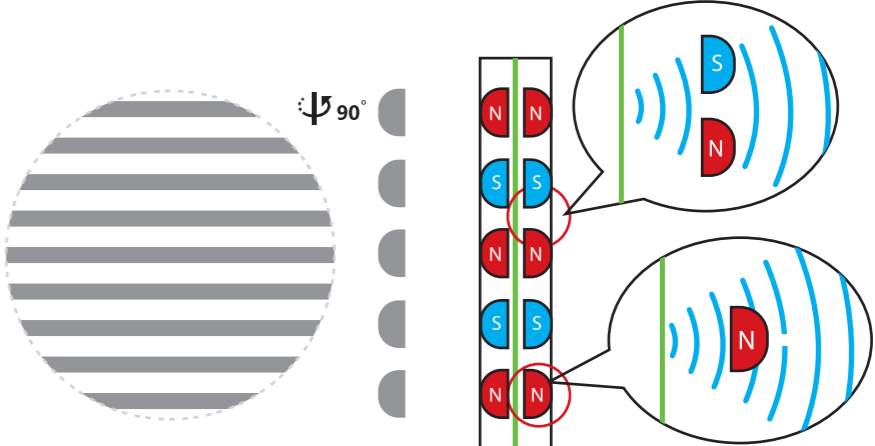
Conventional electrostatic headphone sees degradation of sound quality caused by the stator's interference.



Degradation of sound quality in a conventional planar magnetic headphone is caused by the magnets getting in the way of the sound wave.



Unlike the sound waves created by a conventional magnet, the special shape of stealth magnet of HE1000se enables the waves to pass through the magnet without generating interference.





Patented “Window Shade” System

Created to meet the need for driver protection and optimized open-back design

HIFIMAN utilizes an “Open Back” design for best possible sound. With HE1000se, a patented “Window Shade” is precisely structured to gain greater openness in the headphone design. It keeps the sound waves from second refraction to avoid unwanted vibration and distortion. Result is a wider soundstage, outstanding imaging and remarkable clarity.

Aesthetically, the “Window Shade” also provides a unique, high-tech look to HE1000se.



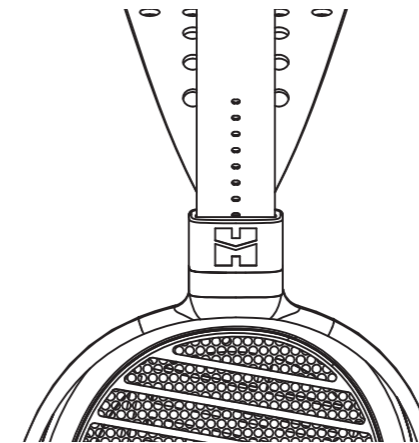
Metropolitan Opera, New York



The Headband

Ergonomic and comfortable headband design for most people, with greater reliability and durability

The metal headband structure is created via CNC milling and hand polishing. To adjust the headband, simply move each ear cup up or down until the top of the headband rests comfortably on your head and the ear cups surround your ears.





The Cables and Channel Orientation

HE1000se is supplied with a newly upgraded cable made of further refined conductor (higher grade crystalline copper and crystalline silver) with improved stronger structure. The new cable delivers better sound quality with wider frequency range and lower signal loss.

The cables are user-replaceable and have channel orientation for left and right. A "L" and "R" are indicated inside the headband. Once the cable is installed with correct channel orientation, an easy way to tell left and right is the cable is connected toward the front of the ear cup. The cable will drape on the user's chest for greater comfort.

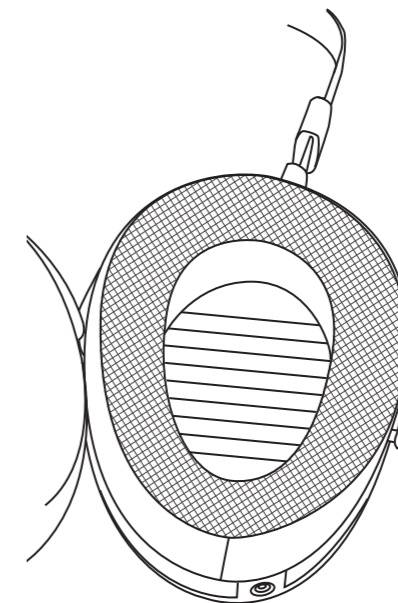
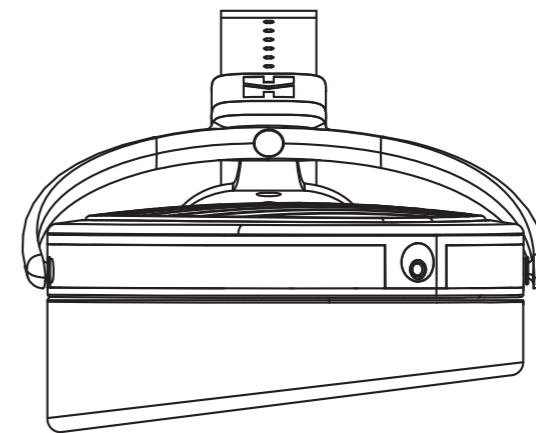
The Plugs

The HE1000se comes with two cables, both are 1.5m in length. One is terminated in a standard 3.5mm jack and comes with a gold-plated adapter to enable usage from a 6.35mm (1/4 inch) full sized headphone socket. The second cable comes with the new 4.4mm Balanced jack design as is found on the HIFIMAN R2R2000 to allow for true Balanced usage to help make the most of the HE1000se sonic abilities.



The Ear Pads

The elegant asymmetry of the ear pads on the HE1000se follows the natural shape of the human ear. The pads themselves are gently beveled, contouring to the shape of your head for superb comfort and extended listening.





HE1000se

HE1000se



The Craftsmanship

Meticulously crafted and quality-checked by hand. Each HE1000se is assured to be perfect.

Each one of our HE1000se headphones is assembled and repeatedly quality-checked by hand throughout the entire manufacturing process. To meet the critical standard set out by HIFIMAN, the surface finishing is handled and refined by meticulous craftsmen.

With its unique design, exceptional function and exquisite craftsmanship, the HE1000se is an ultimate luxury item that will redefine the audio landscape.



The Weight

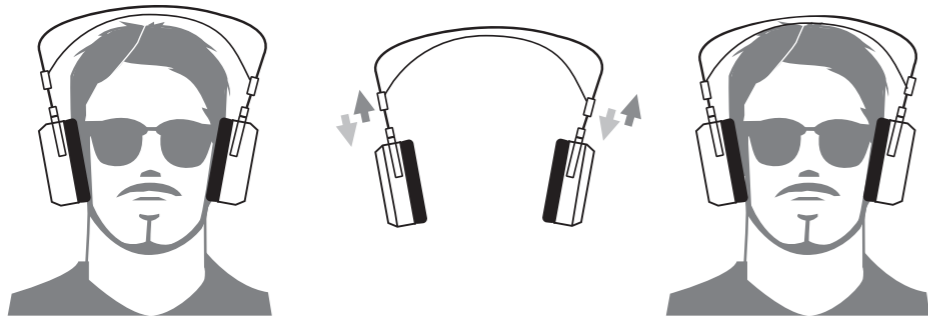
The weight of the HE1000se has been reduced to 15.5oz (440g), 10% less of the original HE1000's 16.9oz (480g).





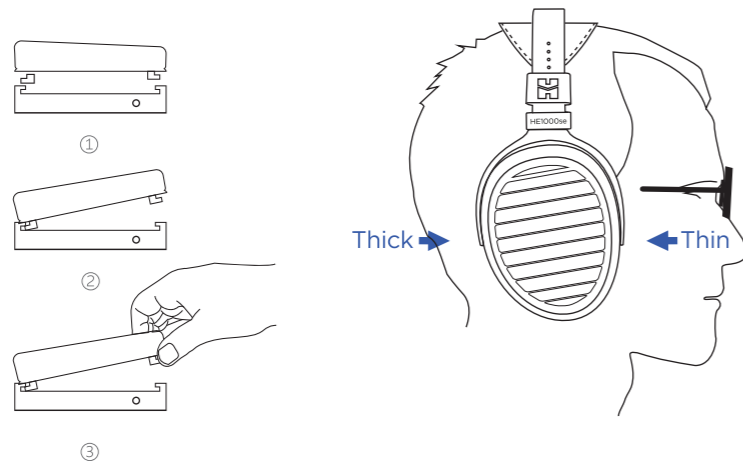
Headband Adjustment

To help fit the headphone to your head, you may use the two adjustment blocks to change the position of the headband strap to better accommodate your head.



Replacing Ear Pads

To remove the ear pads, locate the clips on the inside of the pad, and use two fingers to gently bend them in and slip them out. To install new pads, simply align the ear pad with the mounting ring, and gently bend the clips so they slot in their appropriate locations.



Care and Maintenance

Planar headphones benefit from break-in to achieve optimum performance. Usually this takes up to 150 hours however there is nothing special you need to do other than enjoy your headphones.

Wipe the surfaces (ear pads, cups) with a microfiber cloth and store the headphone in a dry, cool and safe place (away from dust, heat, humidity, sunlight, younger kids and pets if possible.) For the headband, wipe it periodically to remove any dust.

Do not expose the headphone to excessive heat or cold temperatures.

Do not use any headphone while driving or operating machinery.

Do not use volatile substances alcohol, acetone, gasoline or dish detergent to clean the headphone.



Technical Data

Specifications

Impedance: 35 Ω

Sensitivity: 96 dB

Frequency response: 8Hz-65kHz

Weight: 440g (15.5oz)

Package Contents

- (1) Pair of headphone
- (1) 1.5m headphone cable (3.5mm)
- (1) 1.5m headphone balanced cable (4.4mm)
- (1) 3.5mm to 6.35mm adapter
- (1) Pair of ear pads (mounted on headphone)
- (1) Owner's Guide

HIFIMAN Limited Warranty

Your HE1000se is warranted for a period of three years beginning with the original date of purchase. Your dated sales or delivery receipt, is your proof of purchase. You may be required to provide proof of purchase as a condition of receiving warranty service so please keep it handy.

If your product is under warranty and some malfunctions appear, please contact HIFIMAN customer service or your authorized dealer. If necessary, and at our discretion, we will provide a warranty repair or replacement of your product.

Caution: do not disassemble or modify the product in any way. Tampering with or modifying your HIFIMAN product will void its warranty.

This Limited Warranty does not apply to :

1. Defective or discolored parts if the damages are caused by fluids, dirt, missing keys, broken plastic parts or improper use.
2. Damage caused by misuse with another product.
3. Use of the product for other than its normal intended use, including, without limitation, failure to use the product in accordance with the supplied "Owner's Guide" .
4. Damage caused by accident, abuse, neglect or misuse.
5. If you do not have a valid dated receipt showing proof of purchase.
6. Damage caused by services/repairs or other modifications to the system carried out by anyone other than HIFIMAN or an authorized HIFIMAN distributor or dealer.
7. Damage caused by self-repair or if the unit has been disassembled or modified in any way.

HIFIMAN guarantees your satisfaction and will do everything reasonable to achieve that. If you have any questions or concerns with your product, simply contact your authorized dealer or HIFIMAN directly (if purchased from us) and explain the issue in detail. Should a return be required, an RMA# will be issued. Return shipping to HIFIMAN or authorized service facility will be at the owner's expense.

The warranty applies to the first purchaser and is not transferable. Should you need warranty service please contact your authorized HIFIMAN dealer, or email us directly at customerservice@HIFIMAN.com



Customer Service Tel: 1- 201-443-4626
E-mail: customerservice@HIFIMAN.com
Website: www.HIFIMAN.com

FACEBOOK



Scan QR Code to join
HIFIMAN on facebook

