

How to Set Up Your WiiM Sub Pro

How to Set Up Your WiiM Sub Pro

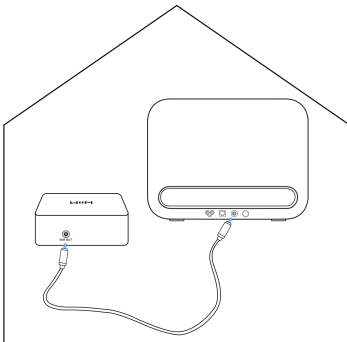
Modified on: Wed, Sep 17, 2025 at 7:25 PM

TABLE OF CONTENTS

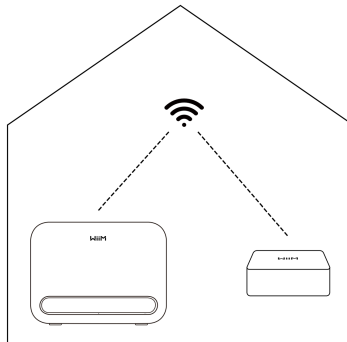
- [Connection Mode](#)
- [What You'll Need](#)
- [Step-by-Step Setup Guide](#)
 - [1. Unbox the WiiM Sub Pro](#)
 - [2. Place the WiiM Sub Pro Properly](#)
 - [3. Power on the WiiM Sub Pro](#)
 - [4. Download the WiiM Home App](#)
 - [5. Set Up the WiiM Sub Pro through the WiiM Home App](#)
 - [6. Play Music and Enjoy Deep Bass](#)
- [Tips and Troubleshooting](#)
- [Limitations \(Wireless Mode Only\)](#)



Connection Mode



Wired Connection (Recommended)



Wireless Connection

The WiiM Sub Pro is a wireless smart subwoofer designed to deliver deep, distortion-free bass to your audio system. The WiiM Sub Pro seamlessly integrates with WiiM devices to unlock wireless streaming capabilities and smart features for a personalized listening experience. It can also connect to specific WiiM devices or third-party audio systems via an RCA cable, offering flexible installation options.

This tutorial will walk you through the step-by-step setup guide to get your WiiM Sub Pro up and running.

What You'll Need

To integrate the WiiM Sub Pro with your WiiM system, you'll need:

- A WiiM Sub Pro

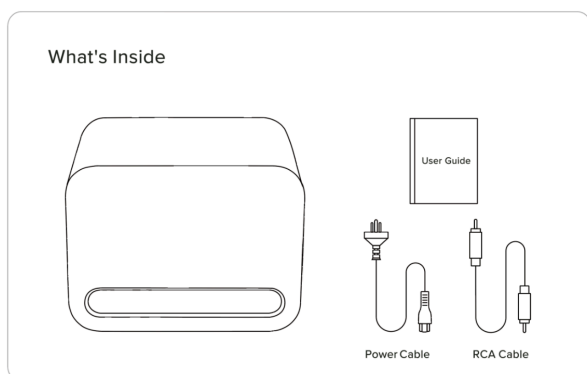
- A WiiM device
- A smartphone or tablet
- Wi-Fi connection
- (Optional) Ethernet connection

If you want to integrate the WiiM Sub Pro into a third-party audio system, simply connect the WiiM Sub Pro to the system using an RCA cable. No additional equipment is needed.

Step-by-Step Setup Guide

1. Unbox the WiiM Sub Pro

Open the box, and you'll find the following items inside.



2. Place the WiiM Sub Pro Properly

You'll typically get the best sound quality by placing the WiiM Sub Pro either at the front of the room or in a corner:

- Start by placing it at the front of the room, close to your main speakers. This often provides the most natural and seamless blend with your overall sound.
- Alternatively, try placing it in a corner. This can increase bass output by reinforcing low frequencies through room reflections. It often delivers fuller bass and helps reduce "dead spots" in the room.

If front placement or corner placement does not result in optimal bass response, move the WiiM Sub Pro around the room to determine the best placement locations.

For details, refer to the subwoofer placement instructions in [Tutorial: Tuning Subwoofer Settings on WiiM Devices for Optimal Sound Quality](https://faq.wiimhome.com/en/support/solutions/articles/72000635903#Step-1%3A-Place-Your-Subwoofer-Properly) (<https://faq.wiimhome.com/en/support/solutions/articles/72000635903#Step-1%3A-Place-Your-Subwoofer-Properly>).

3. Power on the WiiM Sub Pro

Connect the WiiM Sub Pro to a power source using the provided power cable. The WiiM Sub Pro will automatically power on.

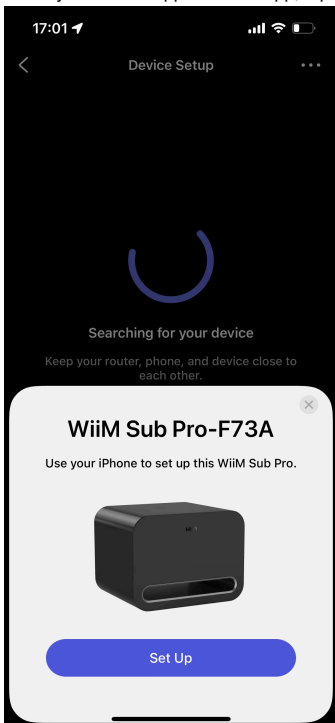
4. Download the WiiM Home App

Use your smartphone or tablet to scan the following QR code to download the WiiM Home app. The app will be used to set up and configure the WiiM Sub Pro.

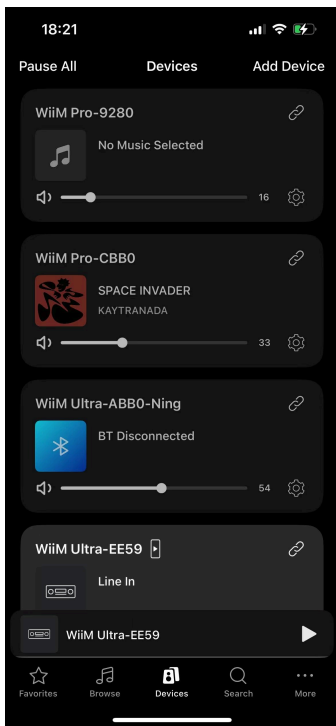


5. Set Up the WiiM Sub Pro through the WiiM Home App

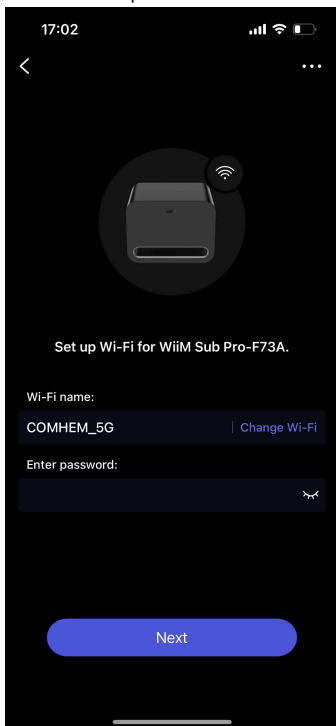
1. Open the WiiM Home app on your smartphone or tablet.
2. When your device appear in the app, tap **Set Up** to start the process.



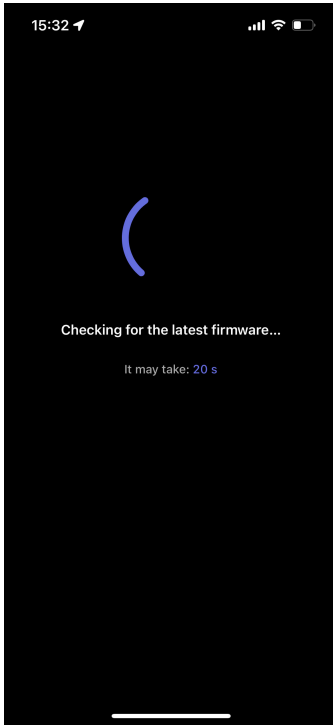
Note: If your WiiM device doesn't appear automatically, go to the **Devices** tab and tap **Add Device** in the top-right corner to trigger the setup page.



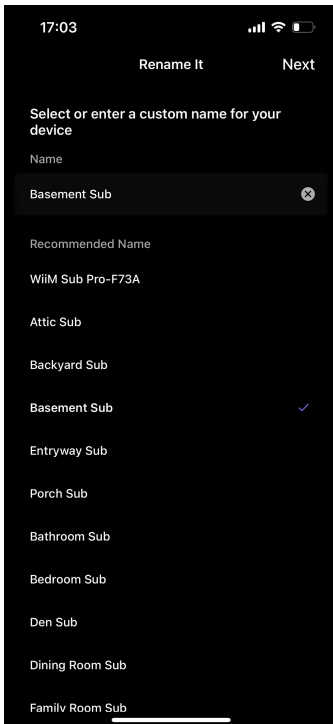
3. Enter the Wi-Fi password and connect the WiiM Sub Pro to the same Wi-Fi network as your WiiM device.



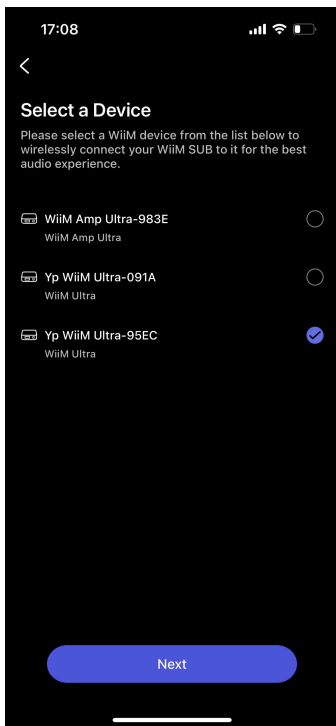
4. Check and update firmware.



5. Rename the WiiM Sub Pro.

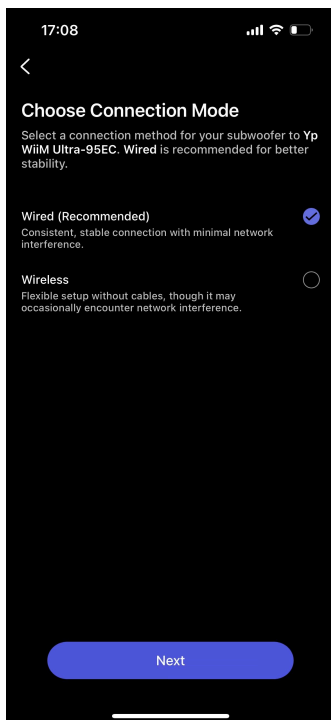


6. Select your WiiM device you want to pair with the WiiM Sub Pro.

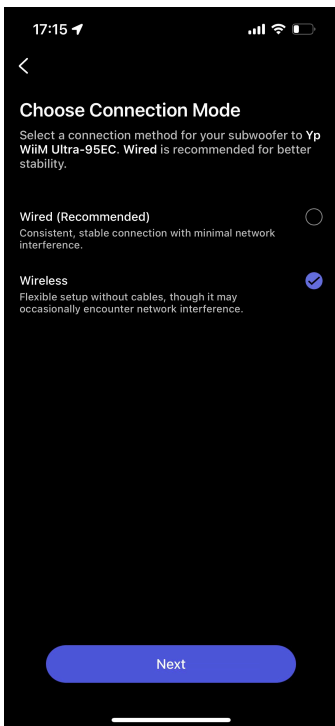


7. Choose connection mode (wired or wireless) depending on your setup and preference. For details, see [Connection Mode](#).

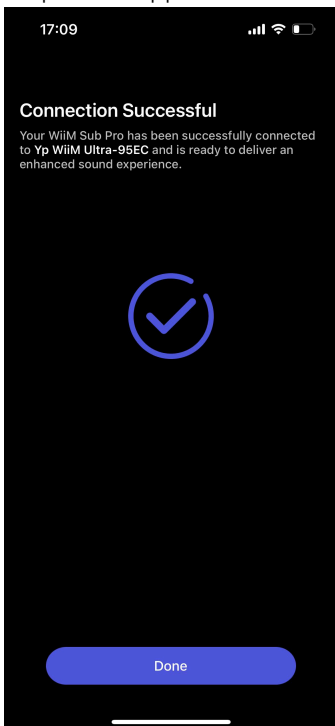
- **Wired Mode:** If your Wiim device has a Sub Out port, you can use an RCA cable to connect the Wiim Sub Pro and select wired mode.



- **Wireless Mode:** This connection mode is available for all Wiim device.



8. Complete the setup process.



6. Play Music and Enjoy Deep Bass

Now, stream music to the paired WiiM device or directly play music from its connected audio input device. The WiiM Sub Pro will deliver deep, immersive bass for an enhanced listening experience.

Tips and Troubleshooting

- **Subwoofer Tuning:** You can fine-tune the WiiM Sub Pro to optimize sound quality. For detailed instructions, refer to [Tutorial: Tuning Subwoofer Settings on WiiM Devices for Optimal Sound Quality](https://faq.wiimhome.com/en/support/solutions/articles/72000635903-tutorial-tuning-subwoofer-settings-on-wiim-devices-for-optimal-sound-quality) (<https://faq.wiimhome.com/en/support/solutions/articles/72000635903-tutorial-tuning-subwoofer-settings-on-wiim-devices-for-optimal-sound-quality>).
- **Wi-Fi Connection:** Ensure your Wi-Fi signal is strong in the location where you set up the WiiM Sound Pro for a stable streaming experience.

- **Ethernet Connection (Optional):** For added stability, you can connect the WiiM Sub Pro to your network with an Ethernet cable instead of Wi-Fi.
 - **Device Not Connecting:** If the WiiM Sub Pro is not connecting to your Wi-Fi, try restarting your router, WiiM Sub Pro, and WiiM device. For details, see **[Troubleshooting: How to Resolve Wi-Fi Connection Issue](https://faq.wiimhome.com/en/support/solutions/articles/72000640508)** (<https://faq.wiimhome.com/en/support/solutions/articles/72000640508>).
 - **No Sound Issue:** If the WiiM Sub Pro isn't producing sound, refer to the relevant steps in **[Troubleshooting: How to Resolve Subwoofer No Sound Issues](https://faq.wiimhome.com/en/support/solutions/articles/72000641301)** (<https://faq.wiimhome.com/en/support/solutions/articles/72000641301>).
-

Limitations (Wireless Mode Only)

We are actively working to resolve the following limitation as soon as possible.

Currently, When the WiiM Sub Pro is used in wireless mode, it may not produce bass during the following types of music playback:

- Alexa multi-room music
 - Roon Ready
 - LMS
 - Google Cast
-